

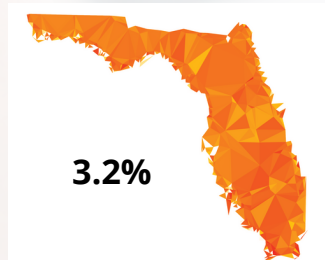
# Labor Market Trends

## March 2024

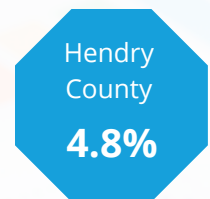
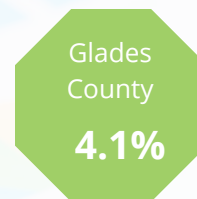
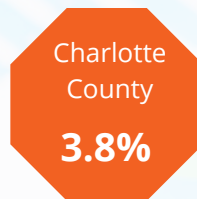
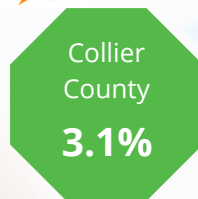
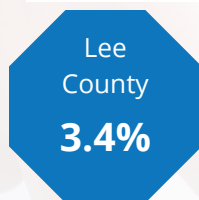
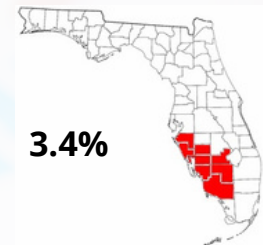
### Unemployment Rate

(Not Seasonally Adjusted)

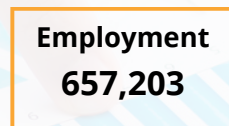
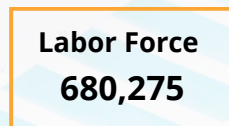
#### Florida



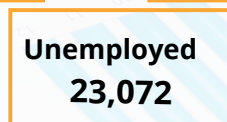
#### Southwest Florida



### Labor Force Highlights



\*Non-Farm



### Non-farm Jobs Gains



\*From a year ago

### TOP HIGH GAIN & LOSS INDUSTRIES (YEAR OVER YEAR)

**Mining, Logging, and Construction**  
**Manufacturing**  
**Education and Health Services**  
**Trade, Transportation, and Utilities**  
**Government**

**+3,500 jobs**  
**+ 200 jobs**  
**+ 400 jobs**  
**+1,700 jobs**  
**+2,200 jobs**

#### Notes:

- In March 2024, nonagricultural employment in the Cape Coral-Fort Myers MSA was 310,700, an increase of 3,400 jobs (+1.1 percent) over the year.
- The Cape Coral-Fort Myers MSA had the second highest annual job growth compared to all the metro areas in the state in the Mining, Logging, and Construction (+2,400 jobs) industry

By: Alfonso Bailey Jr., Communications Specialist

**Next Release Date -May 17, 2024**

\*Includes only non-agricultural (farm) jobs

Source: Florida Dept. of Economic Opportunity

<http://www.floridajobs.org/workforce-statistics/workforce-statistics-data-releases/monthly-data-releases>

An equal opportunity employer/program. Auxiliary aids and services are available upon request to individuals with disabilities.

All voice telephone numbers on this document may be reached by persons using TTY/TDD equipment via the Florida Relay Service at 711.

CareerSource Southwest Florida is the direct service provider for various workforce programs which are fully supported by the U.S. Department of Labor, Health and Human Services, and Agriculture as part of awards totaling \$15.3 million. All statements, press releases, requests for proposals, bid solicitations, public statements, social media, toolkits, resource guides, website and visual presentations are fully funded with federal money.