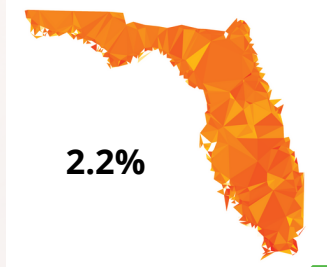


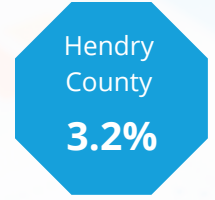
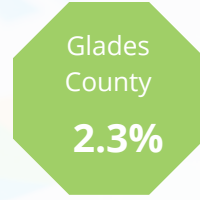
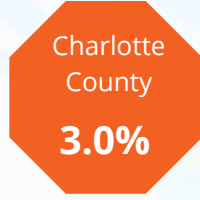
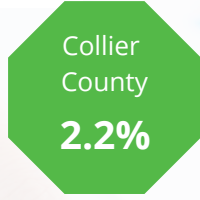
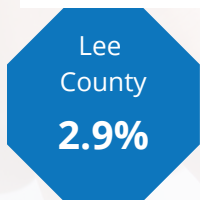
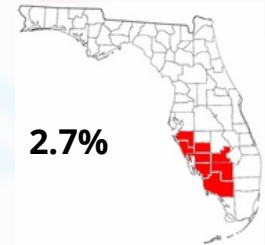
### Unemployment Rate

(Not Seasonally Adjusted)

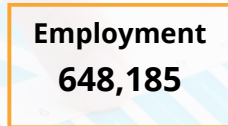
#### Florida



#### Southwest Florida



### Labor Force Highlights



\*Non-Farm



### Non-farm Jobs Gains



\*From a year ago

### TOP HIGH GAIN & LOSS INDUSTRIES (YEAR OVER YEAR)

Leisure and Hospitality	- 500 jobs
Trade, Transportation, Utilities	+ 3,000 jobs
Education and Health Services	+ 6,200 jobs
Mining, Logging and Construction	+ 3,700 jobs
Financial Activities	+ 1,700 jobs

#### Notes:

- In December 2022, nonagricultural employment in the Cape Coral-Fort Myers MSA was 305,700, an increase of 12,800 jobs (+4.4 percent) over the year.
- In December 2022, nonagricultural employment in the Naples-Immokalee-Marco Island MSA was 165,300, an increase of 3,700 jobs (+2.3 percent) over the year.

By: Amy J. Hanna-Eckenrode, Communications Director

### Next Release Date -March 13, 2023

\*Includes only non-agricultural (farm) jobs

Source: Florida Dept. of Economic Opportunity

<http://www.floridajobs.org/workforce-statistics/workforce-statistics-data-releases/monthly-data-releases>

An equal opportunity employer/program. Auxiliary aids and services are available upon request to individuals with disabilities.

All voice telephone numbers on this document may be reached by persons using TTY/TDD equipment via the Florida Relay Service at 711.

CareerSource Southwest Florida is the direct service provider for various workforce programs which are fully supported by the U.S. Department of Labor, Health and Human Services, and Agriculture as part of awards totaling \$10.5 million. All statements, press releases, requests for proposals, bid solicitations, public statements, social media, toolkits, resource guides, website and visual presentations are fully funded with federal money.