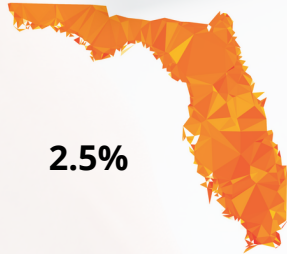


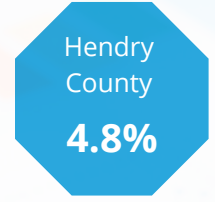
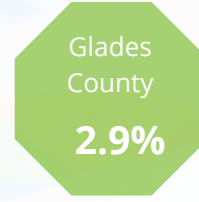

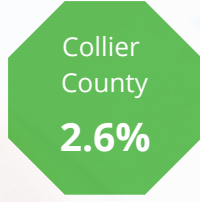
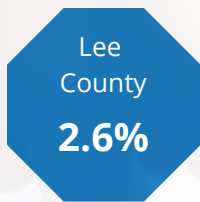
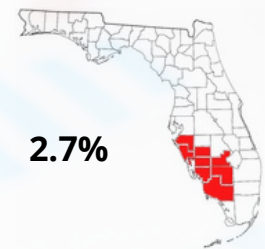
Unemployment Rate

(Not Seasonally Adjusted)

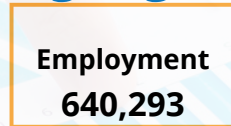
Florida



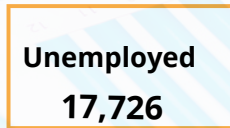
Southwest Florida



Labor Force Highlights



*Non-Farm



Non-farm Jobs Gains



*From a year ago

TOP HIGH GAIN & LOSS INDUSTRIES (YEAR OVER YEAR)

Leisure and Hospitality	+ 2,300 jobs
Trade, Transportation, Utilities	+ 4,000 jobs
Education and Health Services	+ 5,600 jobs
Mining, Logging and Construction	+ 2,900 jobs
Financial Activities	+ 1,800 jobs

Important Notice:

- In September 2022, nonagricultural employment in the Cape Coral-Fort Myers MSA was 294,000, an increase of 9,800 jobs (+3.4 percent) over the year.
- In September 2022, nonagricultural employment in the Naples-Immokalee-Marco Island MSA was 160,500, an increase of 7,100 jobs (+4.6 percent) over the year.

By: Alfonso Bailey Jr., Communications Specialist/Website Developer

Next Release Date - November 18, 2022

*Includes only non-agricultural (farm) jobs

Source: Florida Dept. of Economic Opportunity

<http://www.floridajobs.org/workforce-statistics/workforce-statistics-data-releases/monthly-data-releases>